



# CONSUMER INFORMATION

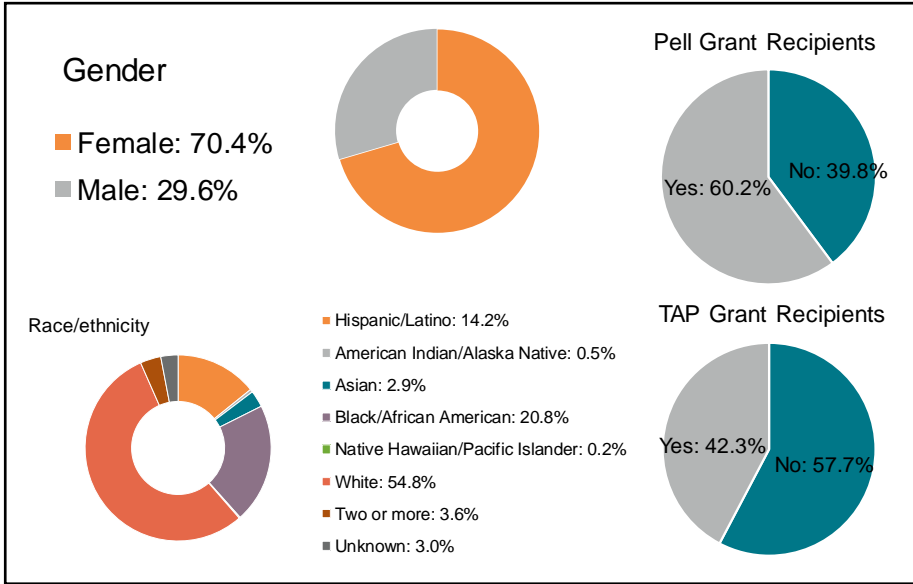
SUNY EMPIRE  
STATE COLLEGE

Decision Support

FALL 2018 **FULL-TIME** UNDERGRADUATE ENROLLMENT: 3,599

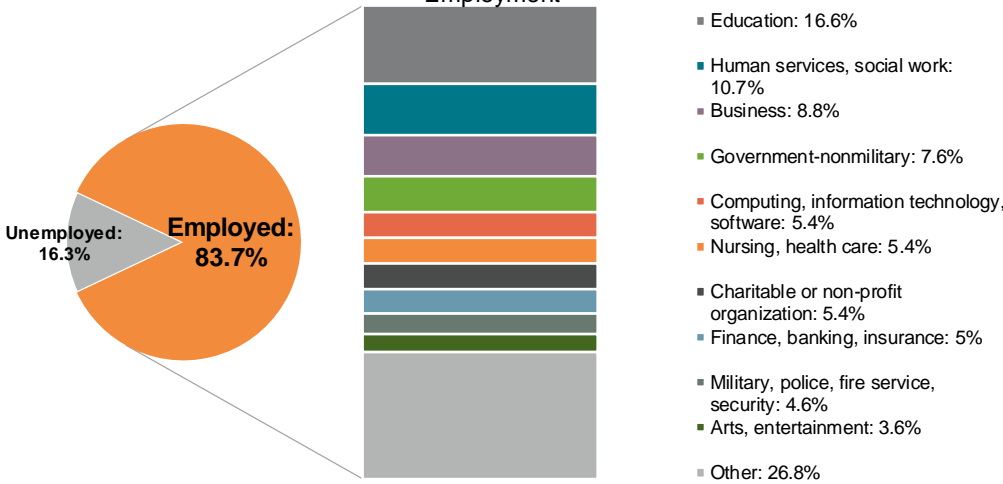
**38.7%** OF TOTAL UG ENROLLMENT: **9,307**

2017-18

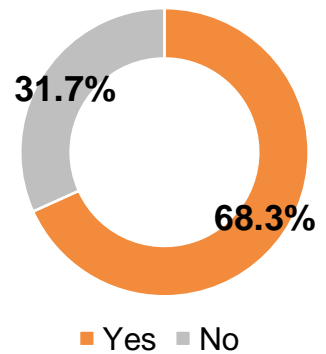


Degrees Awarded	Associate	Bachelor's
ART	14	94
BME	114	804
CHS	107	494
CUL	8	99
EDU	24	93
HIS	1	29
HDV	14	187
INT	139	73
LAB	132	36
NUR	-	177
PAF	-	80
SMT	53	144
SS	4	44
<b>Total</b>	<b>610</b>	<b>2,354</b>
UG Cert		7

Alumni Survey Respondents by Employment Status and Top Fields of Employment



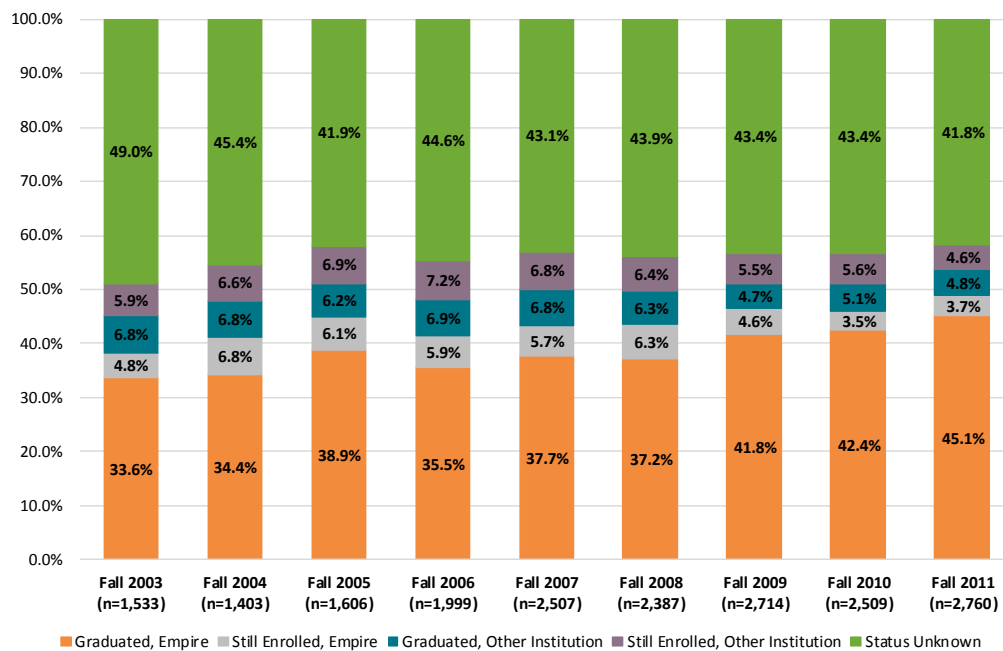
Alumni Survey Respondents who are Currently Pursuing or Plan to Pursue a Master's Degree or Other Graduate Credential



Graduation Rates, 150% of Normal Time to Completion for First-Time Full-Time Undergraduate Students by **Demographics**  
Cohort year 2012, N = 158

Overall	Men	Women	Nonresident alien	Hispanic/Latino	American Indian or Alaska Native	Asian	Black or African American	Native Hawaiian or Other Pacific Islander	White	Two or more races	Race & ethnicity unknown
26%	27%	25%	71.4%	15.0%	100.0%	—	21.6%	0.0%	28.4%	10.0%	0.0%

Undergraduate Cohort Outcomes, 6 Years After Initial ESC Enrollment\*



Graduation Rates, 150% of Normal Time to Completion for First-Time Full-Time Bachelor's degree-seeking subcohort Undergraduate Students by **Financial Aid Status**  
Cohort year 2012, N = 91

Pell recipients: <b>32.9%</b>
Subsidized Loan recipients (no Pell): <b>25.0%</b>
Neither Pell nor Subsidized Loan: <b>33.3%</b>

Retention Rates for Degree-Seeking Undergraduate Students who began in Fall 2017 and returned in Fall 2018

First-time full-time (n=191): <b>50.3%</b>
First-time part-time (n=251): <b>78.9%</b>
Transfer full-time (n=858): <b>57.5%</b>
Transfer part-time (n=509): <b>59.7%</b>

\*Graph based on Student Achievement Measures (SAM) conventions for the bachelor's degree-seeking model. Outcomes are determined for cohorts of students who are new to Empire irrespective of "first-time" or "transfer" status. "Graduated, Empire" includes bachelor's completers and associate completers that have not subsequently re-enrolled or completed a bachelor's. Students who initially obtained an associate degree from Empire then subsequently re-enrolled or completed another degree at Empire, or re-enrolled or completed another degree elsewhere are classified based on their most recent activity. Cohorts represent entering Empire State College students initially enrolling in a given Fall, whose record was found via the National Student Clearinghouse.